

Degree Entry Programme
Heriot Watt University, Dubai

January 2021 Induction Schedule
Wednesday 13th January

The information overleaf provides the programme schedule, including other details of the various events and student activities held during the Welcome Week(s).

All sessions will be delivered through either Microsoft Teams (MS Teams) or Vision (VLE).

Please check the website regularly for the most updated version of the schedule as it may be subject to change.

The programme published here is based on the best available information at the time of printing and is subject to changes. Therefore, please ensure you check back regularly to see any updates.

For assistance, please contact log into your student portal and log an enquiry through [“ask HWU”](#) for the fastest response. Alternatively, you can email dubaistudentservices@hw.ac.uk.

Interim Campus Tours

Tours of our interim campus will be taking place during Induction week from Monday 4th January – Thursday 7th January.

This is an opportunity to familiarize yourself with the university’s new surroundings, identify where your lectures will be taking place and start to make you feel part of the Heriot Watt community.

We hope you can join us in one of the tours.

To sign up, please follow the link below: [Interim Campus Tour](#)

Induction Schedule – MICROSOFT TEAMS and VISION

Date	Time	Activity/Session	Meeting Link
Wednesday 13th	12 – 12:30pm	Welcome, Introduction to Team, Programmes and Teaching Approach	Click here to join the meeting
	12:30 – 1pm	Motivation Talk	
	1pm	Library Services	Click here to join the meeting
	1:30pm	Welcome to Careers	Click here to join the meeting
	2:30pm	Introduction to Wellbeing	Click here to join the meeting
	3pm	Professional Services Overview	Click here to join the meeting
	3:30pm	Introduction to Responsive Blended Learning	Click here to join the meeting (VISION)
	4pm	Student Council	Click here to join the meeting

How to Access my Induction Sessions

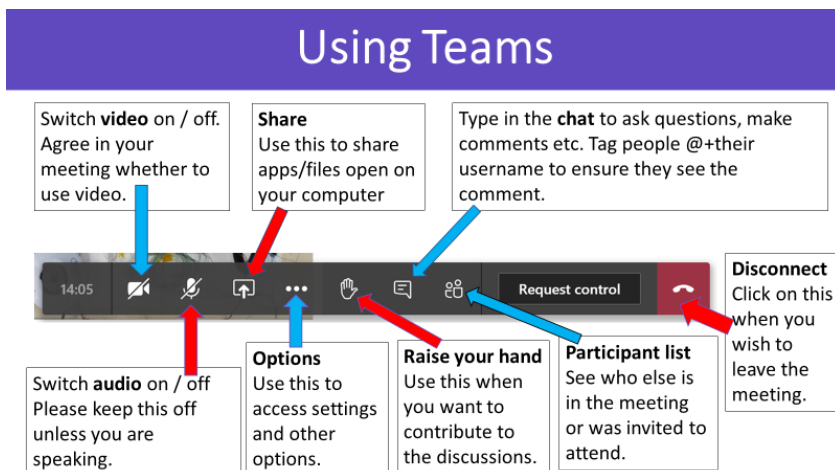
Your induction is taking place via Microsoft Teams and VISION

Microsoft Teams (MS Teams)

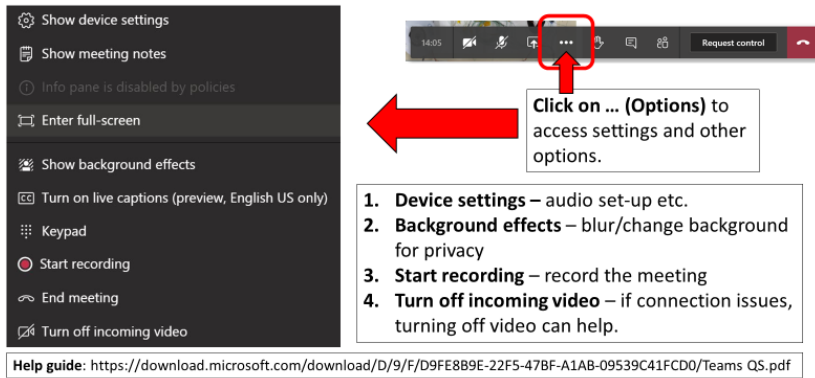
Click on the link provided in the ‘How to Access’ column.

This will take you straight to your programme page. Here you will be greeted by an academic from your school who will then take you through your induction.

Please see images below that will provide some basic information on how to use MS Teams.



Teams options



Click on ... (Options) to access settings and other options.

1. **Device settings** – audio set-up etc.
2. **Background effects** – blur/change background for privacy
3. **Start recording** – record the meeting
4. **Turn off incoming video** – if connection issues, turning off video can help.

Help guide: <https://download.microsoft.com/download/D/9/F/D9FE8B9E-22F5-47BF-A1AB-09539C41FCD0/Teams QS.pdf>

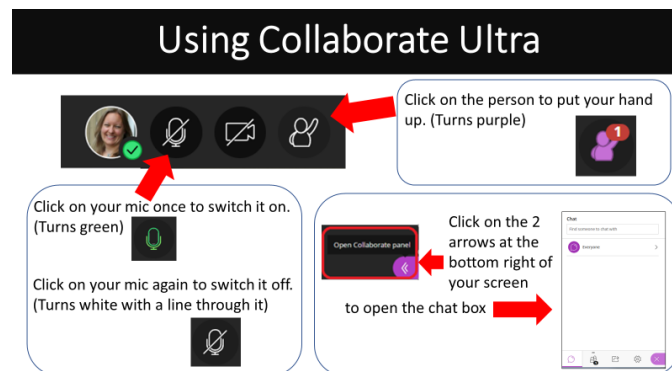
Vision

You can access [Vision](#) through the Vision tile on the Heriot-Watt [Student Portal](#).

Once you are logged in to Vision:

- Go to My Organisations where you will find the Induction organisation
- Click on the Induction link to take you to the Induction organisation
- Sign up to the appropriate campus group by clicking on the **Campus Groups Signup tab** on the left hand side and clicking on the appropriate campus sign up button - Dubai
- Explore the site and find out when your induction events are planned during welcome week 6th - 10th September.

Using Collaborate Ultra



Click on your mic once to switch it on. (Turns green)

Click on your mic again to switch it off. (Turns white with a line through it)

Click on the person to put your hand up. (Turns purple)

Click on the 2 arrows at the bottom right of your screen to open the chat box